



MAKING FRIENDS WITH MONSTERS

我和妖怪做朋友

HOLY TRINITY PRIMARY SCHOOL

聖三一堂小學

OUR THOUGHTS...

The Integrated Arts Curriculum is one of the school-based subjects in our school. We believe that every child has unique gifts bestowed by a higher power, which simply need time and support to be uncovered. The field of art has no right or wrong answers, creating an ideal environment for children to explore freely without any constraints. This enables them to fully express their talents and seek out their own opportunities for growth.

OUR STORY



2017

Our school starts to implement Integrated Arts



2019

The outbreak of COVID-19



2022

Schools resume, and students switch from virtual lessons to face-to-face classes.



2025

IA curriculum is modified to help students embrace and release their feelings, and identify their thoughts, promoting emotional stability and

WHAT DO WE WANT TO CONVEY?

CHINESE

語文

MUSIC

音樂

VISUAL

ARTS

視藝

教學目標

本節是一個跨學科課堂(中文科及綜合藝術科)，透過閱讀繪本、欣賞音樂及創作藝術作品，讓孩子明白不同顏色代表不同的情感，從而學習抒發及擁抱不同情緒，學會放鬆心靈。



彩色怪獸



綠色

紅色

藍色

黃色




平靜



生氣



憂傷



快樂

人感句:我感到很

顏色與情緒



紅色




黃色



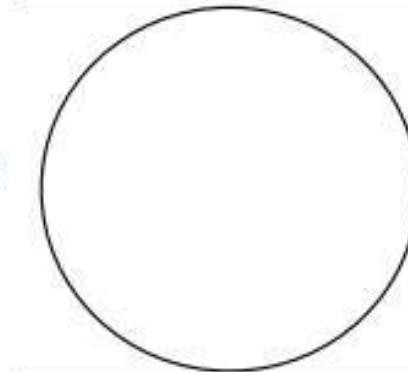
綠色



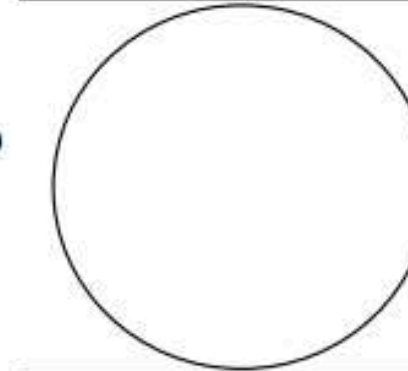
藍色



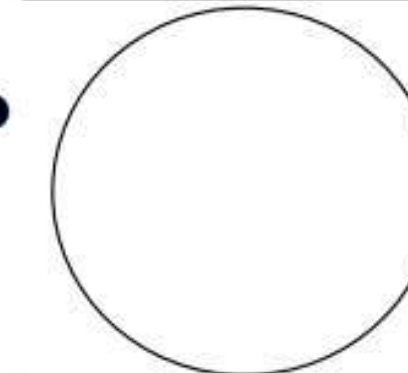
平靜



憂傷



生氣



快樂

顏色與音樂




細心聆聽以下樂段，它們令你聯想到甚麼情緒呢？

第一段



生氣

第二段



憂傷

第三段



平靜

第四段

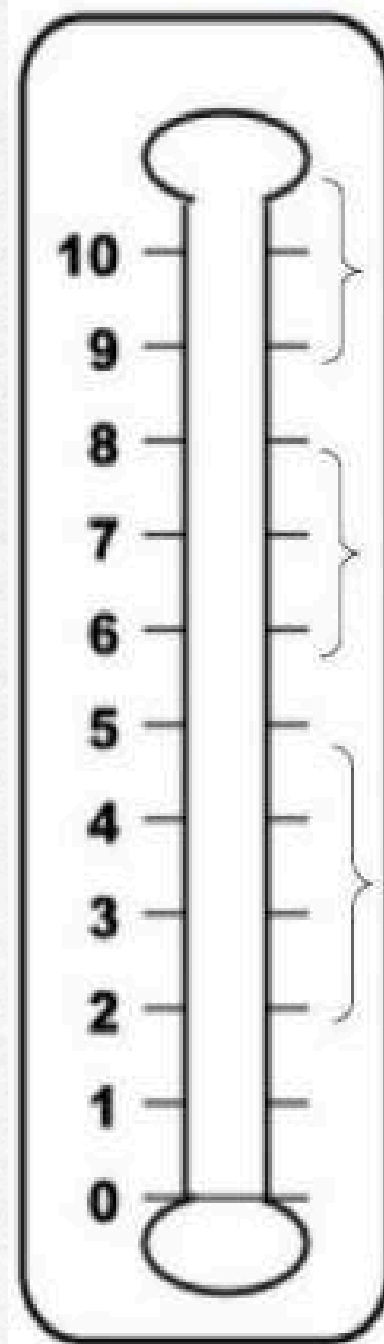


快樂

心情溫度計

你心愛的玩具被同學不小心踩爛了!你的心情會怎樣?用紅色筆在溫度計上畫出合適的刻度,然後圈出你會選擇的解決方法。

(0 代表非常平靜; 10 代表非常生氣!)



非常生氣

很生氣

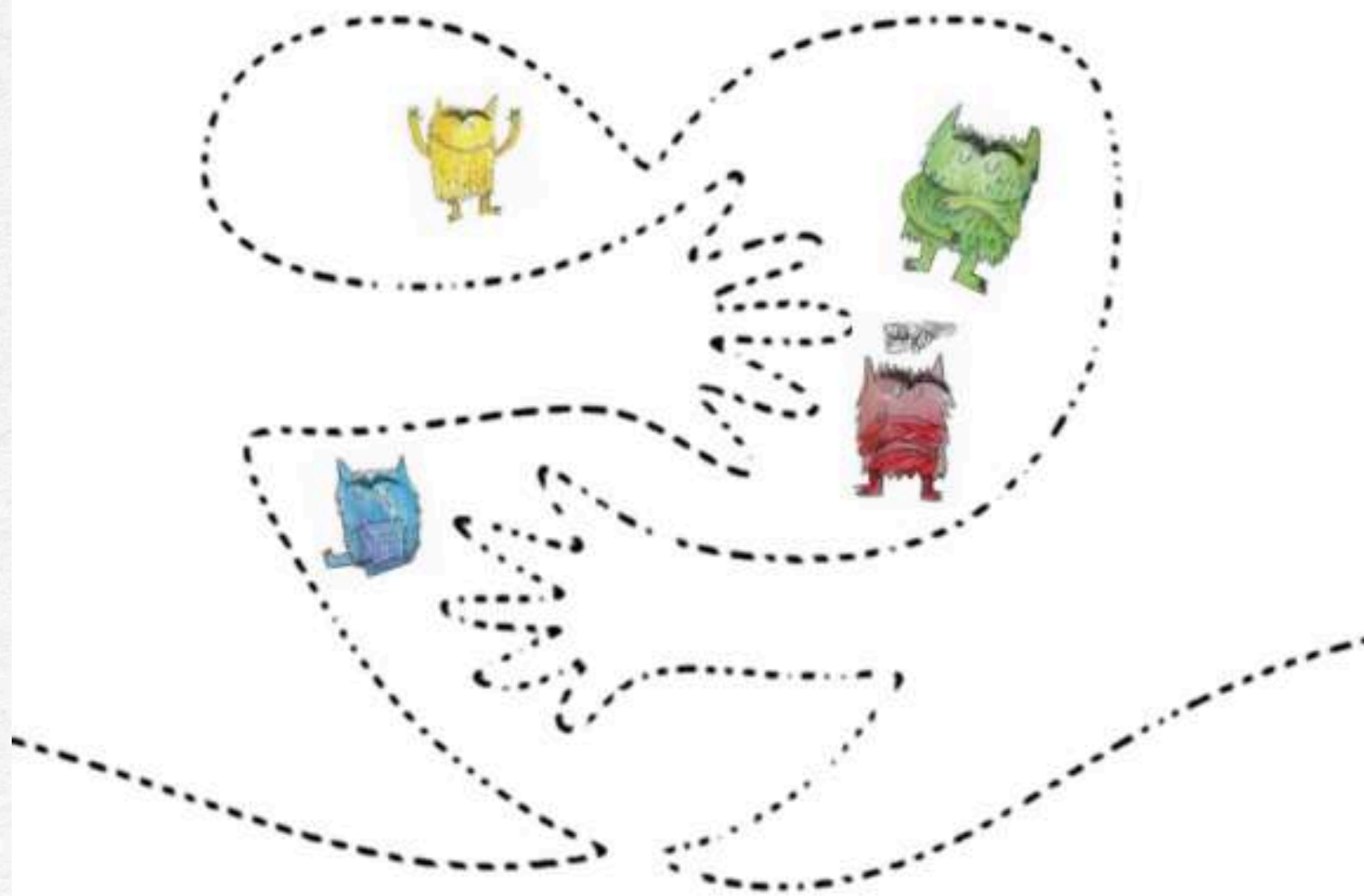
有點生氣

平靜



擁抱情緒

我們要學習擁抱（所有 / 一種）情緒。它們都存在於每一個人的心裏。用鉛筆把以下所有的點連起來。




一起製作屬於你的表情畫！

表情畫創作


需要的工具：

1. 廣告彩
2. 保鮮紙
3. 黑色油性水筆
4. 白色厚畫紙

可自行加添任何喜愛



表情畫創作




表情畫創作



The background is a light-colored, textured paper with various watercolor illustrations. There are several large, soft-edged shapes in shades of orange, pink, and yellow. A blue squiggly line is visible in the upper right. On the left, there are some orange dots and a blue wavy shape. On the right, there are orange lines and a blue spiral. At the bottom, there are more orange and yellow shapes, and a blue spiral.

**THANK YOU
VERY MUCH!**

The background is a light gray, textured paper. It is decorated with various watercolor-style elements: a pink flower-like shape in the top left, a cluster of small brown dots in the top left, a large orange shape in the top center, a blue scribble in the top right, a pink shape in the top right, a yellow shape in the top right, a blue wavy shape on the left side, a series of orange horizontal lines on the right side, an orange star-like shape in the bottom left, a pink semi-circle in the bottom center, a yellow semi-circle in the bottom center, an orange semi-circle in the bottom right, and a blue spiral shape in the bottom right.

Q & A